



LED Wall Pack Light IP65

Thanks to its several optional cable entries and simple wire installation, the Zolu Lighting Wall Pack is the perfect option for industrial and commercial places. The large industrial silicone seal used for housing ensures dust and water resistance with an IP65 rating. The housing also protects the internal controller against all weather conditions and allows easy access for maintenance purposes. To increase energy saving, a photocell sensor is available as optional feature.

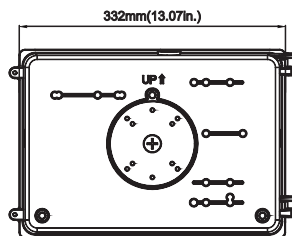
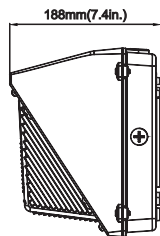
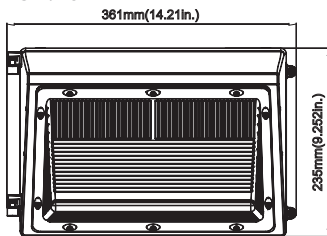
Features and Benefits

- 5 Years warranty
- Ambient temperature - 30-+45C°
- Light efficiency up to 125lm/w
- Heavy-duty cast aluminum housing
- IP65 for indoor and outdoor use
- Simple installation
- Optional photocell sensor available

Applications

- Entrances areas and country yards
- Garden & landscape lighting
- Walkways & parking lots
- Factories and warehouses

45W/70W



Color Temperature



4000k
5000k

Technical Parameters

Product Code	Watts	Lumens	Voltage	Life Time	Color Temperature	CRI	Beam Angle	Dimmable	Grade	Warranty	Certificates
ZL45WWP40KUL	45W	5400±200lm	100-277V	50000 hrs	4000k	>70Ra	100°	NO Dim	IP65	5 years	UL
ZL45WWP50KUL	45W	5400±200lm	100-277V	50000 hrs	5000K	>70Ra	100°	NO Dim	IP65	5 years	UL
ZL70WWP40KUL	70W	8400±350lm	100-277V	50000 hrs	4000K	>70Ra	100°	NO Dim	IP65	5 years	UL
ZL70WWP50KUL	70W	8400±350lm	100-277V	50000 hrs	5000K	>70Ra	100°	NO Dim	IP65	5 years	UL

● NOTE: special product against order

For installation and safety notes visit: www.zolulighting.com