



LED T8 Tube Universal Connection Bypass Single Ended or Double Ended

The LED T8 Tube Universal Connection is the best solution for high usage conveniences and general lighting attempts. The fixture, with its built-in universal voltage driver that eliminates compatibility issues, the glass+film tube for increased light diffusion efficiency, the Bypass Double-ended or Single-ended input installation, is ideal for maximum maintained light output applications and reduce maintenance costs by extending the relamping cycle.

Features and Benefits

- 5 Year warranty / UL and DLC certification
- Instant On / No Flicker
- Built-in universal voltage driver, Eliminates compatibility issues
- Bypass Double-ended or Single-ended input installation
- Excellent efficacy and additional maintenance savings (Vs type A)
- Glass+Film tube for increased light diffusion efficiency
- Utilizes existing lamp holders – non-shunted or shunted

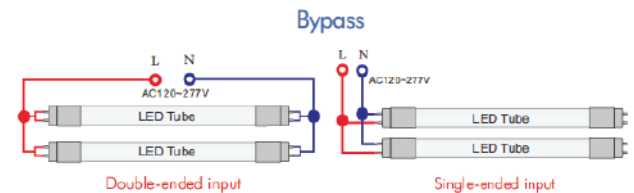
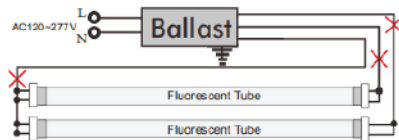
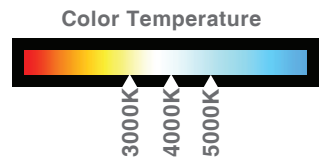
Applications

- Entrances areas and country yards
- Offices
- Supermarkets
- Garden & landscape lighting
- Walkways & parking lots
- Factories and warehouses
- Shops

Technical Parameters

Product Code	Watts	Connection	Length	Lumens	Voltage	Life Time	Color Temperature	CRI	Beam angle	Warranty	Certificates
ZL8WT80230K	8W	Type B	60cm	1000lm	120-277V	50,000 hrs	3000K	80%	180°	5 year	UL / DLC
ZL8WT80240K	8W	Type B	60cm	1000lm	120-277V	50,000 hrs	4000K	80%	180°	5 year	UL / DLC
ZL8WT80250K	8W	Type B	60cm	1000lm	120-277V	50,000 hrs	5000K	80%	180°	5 year	UL / DLC
ZL18WT80430K	18W	Type B	120cm	2100lm	120-277V	50,000 hrs	3000K	80%	180°	5 year	UL / DLC
ZL18WT80440K	18W	Type B	120cm	2100lm	120-277V	50,000 hrs	4000K	80%	180°	5 year	UL / DLC
ZL18WT80450K	18W	Type B	120cm	2100lm	120-277V	50,000 hrs	5000K	80%	180°	5 year	UL / DLC

● NOTE: Warranty based on 12 hours daily use



For installation and safety notes visit: www.zolulighting.com